

## Coffee System

### Classic Traditional espresso machine, 2 groups, 10,1 liter boiler

ITEM # \_\_\_\_\_

MODEL # \_\_\_\_\_

NAME # \_\_\_\_\_

SIS # \_\_\_\_\_

AIA # \_\_\_\_\_



#### 602633 (CLASSIC2)

Traditional Espresso Machine, 2 groups, 10,1 liter boiler, 2 independent control boxes with 4 programmable dosing program, manual water & steam, automatic cleaning cycle, stainless steel body, 230V/1N/50Hz

#### 602634 (CLASSIC2)

Traditional Espresso Machine, 2 groups, 10,1 liter boiler, 2 independent control boxes with 4 programmable dosing program, manual water & steam, automatic cleaning cycle, stainless steel body, 400V/3N/50

### Short Form Specification

#### Item No. \_\_\_\_\_

Traditionnal 2 groups espresso machine with large steam boiler. Elegant lines and reliable technologies appreciated by coffee professionals, the CLASSIC model is made more attractive by its quality/ price ratio. Designed for rugged commercial application, the CLASSIC is the perfect traditional espresso machine to ensure an excellent quality espresso result, consistency and high performance during rush period.

### Main Features

- The CLASSIC Elegant lines and reliable technologies appreciated by coffee professionals, the CLASSIC model is made more attractive by its quality/ price ratio. The CLASSIC is the perfect traditional espresso machine to ensure an excellent quality espresso result, and consistency even during the busiest periods of the day.
- With its easy operation and serviceability, the Classic offers technical features ensuring outstanding coffee throughout the day.
- Heavy duty components and welded construction, a direct mounted boiler group head for thermal stability and reliable extraction, easy access to components for uncomplicated servicing, and unlimited steam.
- 2 stainless steel Steam arms / 2 Steam switches on, off and pulse positions.
- Single boiler: 1 Large copper boiler with Heat exchanger technology with 330ml internal boiler.
- Maestro brew group: directly to boiler group heads are mounted for shot temperature stability.
- Large cup warming capacity: integrated cup warmer on the top of the machines.
- 4 programmable volume keys per group + Semi-automatic key for each group for manual control.
- Automatic cleaning program.

### Construction

- Stainless steel body.
- 2 groups - 10.1 liter boiler.
- Built-in cup warmer.

### Included Accessories

- 1 of Filter holder for one cup PNC 871002
- 2 of Filter holder for two cups PNC 871003

### Optional Accessories

- Filter holder for one cup PNC 871002 ☐
- Filter holder for two cups PNC 871003 ☐
- Filter holder for three cups PNC 871004 ☐
- Knock box drawer for 2-group machines PNC 871006 ☐
- Knock box drawer for 3-group machines PNC 871007 ☐
- Filter for one cup, 12 gr PNC 871017 ☐
- Filter for two cups, 18 gr PNC 871018 ☐
- Stainless steel knock box drawer PNC 871019 ☐
- Raised feet kit PNC 871041 ☐

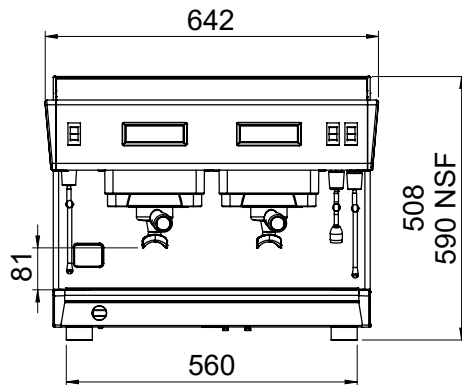
APPROVAL: \_\_\_\_\_



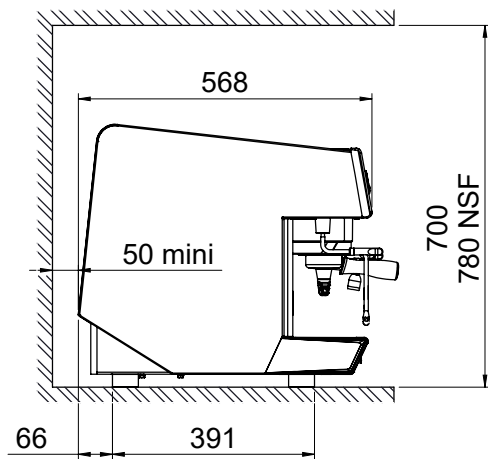
**Electrolux**  
PROFESSIONAL

**Coffee System**  
**Classic Traditional espresso**  
**machine, 2 groups, 10,1 liter boiler**

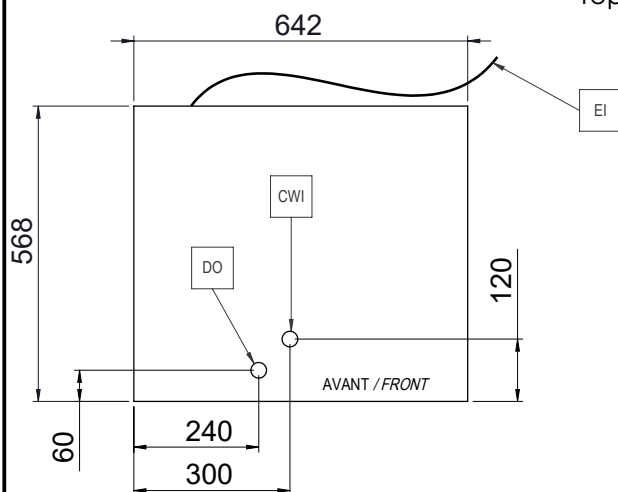
Front



Side



Top



**Coffee System**  
**Classic Traditional espresso machine, 2 groups, 10,1 liter boiler**

The company reserves the right to make modifications to the products without prior notice. All information correct at time of printing.

2025.11.26

**Electric****Supply voltage:**

602633 (CLASSIC2)	230 V/1N ph/50 Hz
602634 (CLASSIC2)	400 V/3N ph/50 Hz

**Electrical power, max:**

602633 (CLASSIC2)	3 kW
602634 (CLASSIC2)	4.7 kW

**Plug type:** Cable without plug

**Water:**

**Cold water temperature**  
**(min/max):**

5 / 60 °C

**Key Information:**

**Net weight:** 55 kg

**Shipping volume:**

602633 (CLASSIC2)	0.71 m <sup>3</sup>
602634 (CLASSIC2)	0.69 m <sup>3</sup>

**Sustainability****Current consumption:**

602633 (CLASSIC2)	13 Amps
602634 (CLASSIC2)	7.2 Amps